

# Neat Board 50

neat.



neat.

User manual

# Neat Board 50

## Video conferencing device



Neat Board 50 transforms your meeting space experience by packing powerful technology and pioneering capabilities into an elegant all-in-one design.

It's perfect for bringing superior-quality audio, video and collaborative tools to your huddle, focus and meeting spaces.


Fully managed through Neat Pulse, Neat Board 50 comprises a touch screen, active marker, camera, speakers, microphone and environmental sensors in one compact design.

Neat Board 50 works standalone or as a companion device with other primary Neat systems. You can also combine it with Neat Pad controllers and scheduling displays.

# Neat Active Marker

Neat Board 50 includes a pressure-sensitive active marker that enables a natural handwriting experience.

It has a tail-end eraser and magnetically attaches to the bottom of Neat Board 50. A long-lasting replaceable AAA battery powers Neat Active Marker.



Risk of fire or explosion if you put the wrong battery in. Only use consumer-grade, non-rechargeable carbon-zinc or alkaline AAA batteries.

## Simple setup

Neat Board 50 includes everything you need to get started, a Neat Active Marker, cables and a table stand.

### In the box:

Neat Board 50 with table stand  
Ethernet cable: 16.4 feet (5 meters)  
Power cord: 9.9 feet (3 meters)  
Neat Active Marker

### Adaptive stand (optional)



### Adaptive mount or wall mount (optional)



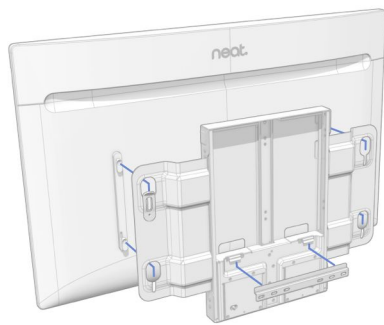
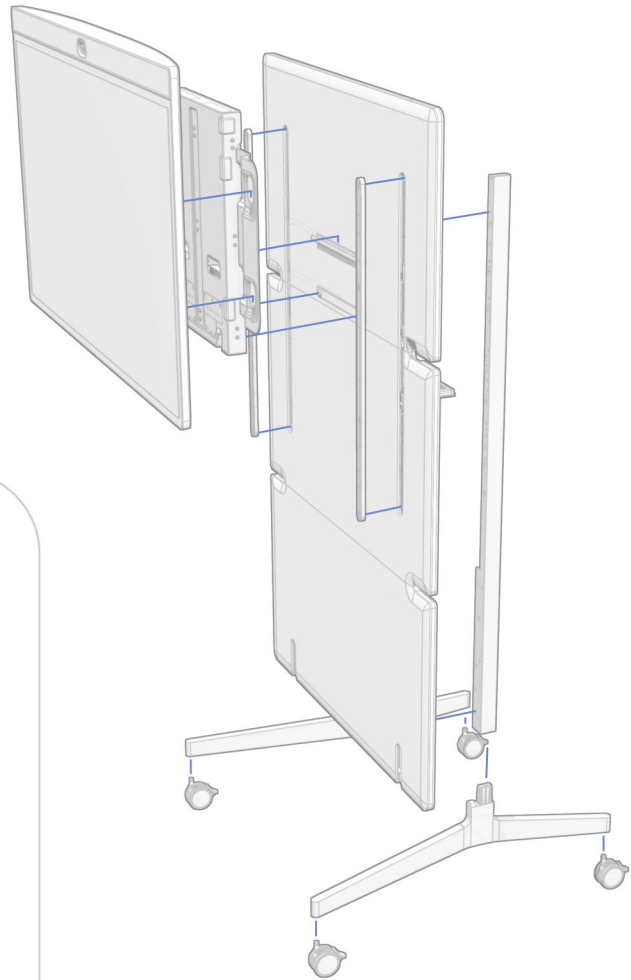
### Table stand (optional)



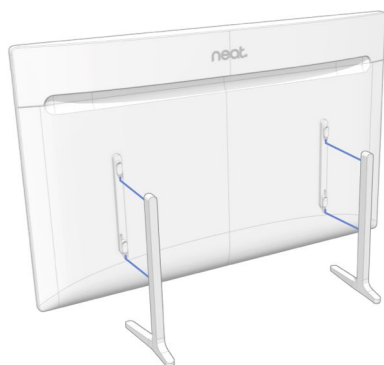
# Mounting options

## Adaptive stand (optional)


2 x M8 screw: 3.94 inches (100 mm)  
2 x M5 screw: 0.39 inches (10 mm)  
26 x M5 screw: 0.47 inches (12 mm)  
Power cord: 14.8 feet (4.5 meters)  
4 x wheels



## Adaptive mount (optional) Height-adjustable



## Table stand (included)

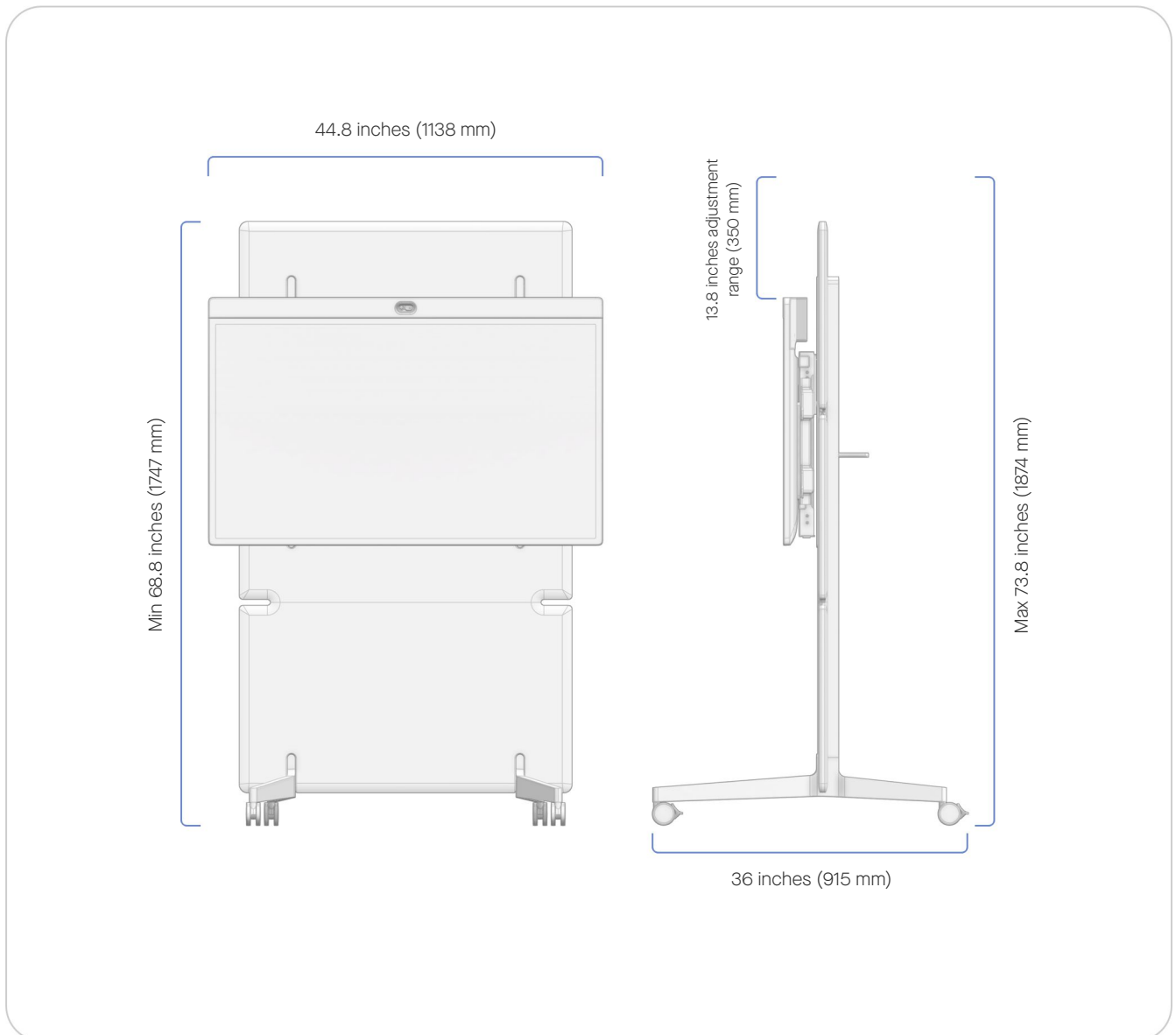


## Wall mount (optional) VESA compatible



Screws for mounting to the wall are not included. Mounting on a wall should only be performed by qualified personnel in line with applicable facility and state regulations. The wall and the mounting equipment must safely withstand the product load.

# Size and weight



## Neat Board 50 with adaptive stand

Width: 44.8 inches (1138 mm)  
Height min: 68.8 inches (1747 mm)  
Height max: 73.8 inches (1874 mm)  
Depth: 36 inches (915 mm)

Weight: 136.7 pounds (62 kg)  
Net weight of adaptive stand:  
86.7 pounds (39.4 kg)



Max shelf support weight:  
11 pounds (5 kg)



Only use the Neat Board 50  
adaptive stand with a Neat NF-H1  
video conferencing device. Usage  
with other equipment may result in  
instability and cause injury.

# Size and weight

## Neat Board 50 with table stand

Width: 44.8 inches (1138 mm)  
Height: 29.3 inches (745 mm)  
Depth: 10.3 inches (261 mm)

Weight: 52 pounds (23.5 kg)  
Net weight of table stand:  
2 pounds (0.9 kg)



## Neat Board 50 with wall mount

Width: 44.8 inches (1138 mm)  
Height: 28.2 inches (716 mm)  
Depth: 3.6 inches (92 mm)  
Weight: 59.5 pounds (27 kg)

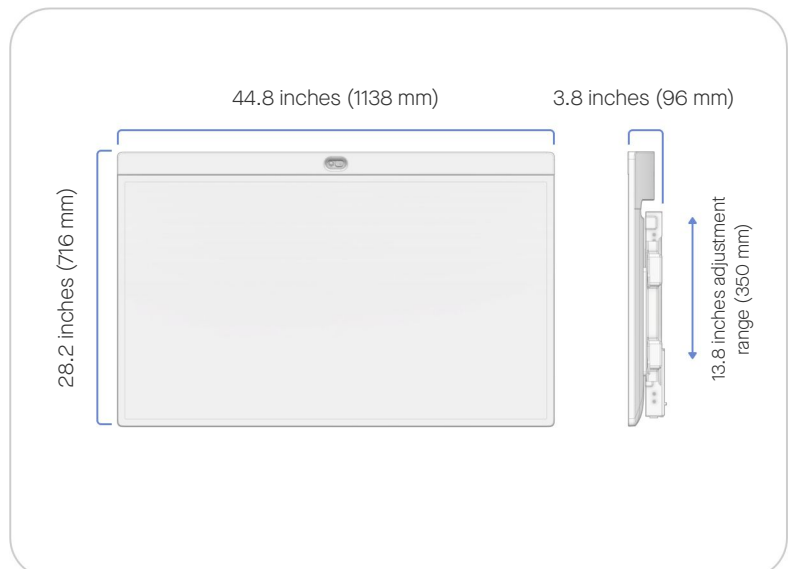
Weight: 59.5 pounds (27 kg)  
Net weight of wall mount:  
9.7 pounds (4.4 kg)



## Neat Board 50 with adaptive mount

Width: 44.8 inches (1138 mm)  
Height: 28.2 inches (716 mm)  
Depth: 3.8 inches (96 mm)  
Weight: 71.9 pounds (32.6 kg)

Weight: 71.9 pounds (32.6 kg)  
Net weight of adaptive mount:  
22.0 pounds (10 kg)



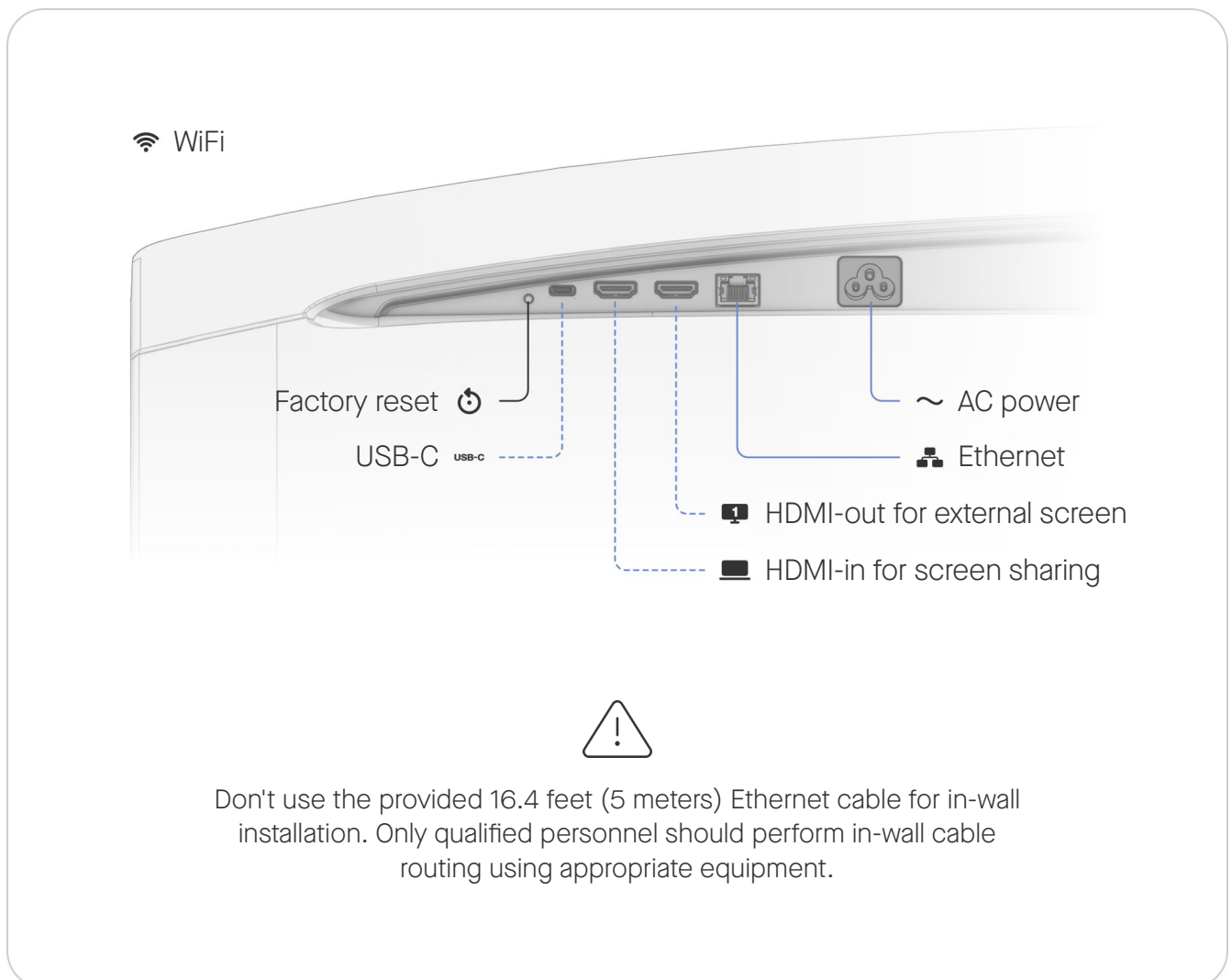
# Setup and connectivity

## Setup

Use the provided cables to set up the system. Connect the cables according to the illustration. Cables marked — are included. Cables marked - - - - are optional and not required for the system's basic use.

## Requirements for a complete setup

Internet connection  
Video service



## Environmental requirements

Ambient operating temperature:  
32° to 95° F / 0° - 35° C  
Storage temperature: -4° - 140° F / -20° - 60° C  
Relative humidity: 10% to 90%

## Additional product information

<https://neat.no/board-50>