

# K2 LONG THROW LINE SOURCE



Part of the K Series, K2 is a full range line source element designed for large-scale applications. Designed upon the K1, the industry-reference touring system, K2 offers the same pristine, powerful sonic signature into a lighter and more flexible enclosure, making it ideal for national and international touring acts, festivals or sporting events.

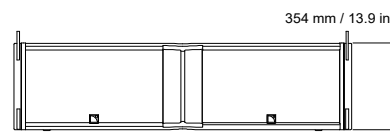
K2 delivers full-range bandwidth down to 35 Hz with reinforced LF contour and boasts a strong output of 147 dB, making it a record-holder in performance to weight ratio. Designed as a three-way active loudspeaker, quad amplified, K2 benefits from the LA-RAK II AVB touring rack for powerful amplification and advanced protection.

K2 features Panflex™ to increase flexibility. A single enclosure offers four horizontal directivity patterns: 70° or 110° symmetrical or 90° asymmetrical on either side. Ultra-precise audience coverage and smooth SPL distribution are granted by the combination of Panflex and a large choice of inter-element angles.

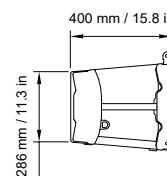
The rugged K2 enclosure integrates an efficient, captive rigging system fitted with visual safety for secured and effortless deployment. A comprehensive set of rigging and transportation accessories facilitate storage, truck-loading and multiply deployment options.

## SPECIFICATIONS

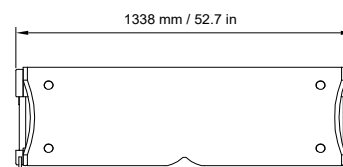
<b>Description</b>	3-way active WST enclosure, quad-amplified by LA4X/LA8/LA12X
<b>Usable bandwidth (-10 dB)</b>	35 Hz - 20 kHz ([K2_70])
<b>Maximum SPL<sup>1</sup></b>	147 dB ([K2_70])
<b>Nominal directivity</b>	Vertical : depending on number of elements and array curvature Horizontal : 70°/110° symmetric or 90° asymmetric
<b>Transducers</b>	LF: 2 x 12" cone drivers MF: 4 x 6,5" cone drivers HF: 2 x 2" diaphragm compression drivers
<b>Acoustical load</b>	LF: Bass-reflex, L-Vents MF: Bass-reflex HF: DO SC waveguide, Panflex
<b>Nominal impedance</b>	LF/MF/HF : 2 x 8 Ω / 8 Ω / 16 Ω
<b>Connectors</b>	2 x 8-point PA-COM®
<b>Rigging and handling</b>	4-point captive rigging system 2 large side handles Inter-enclosure angles [deg]: 0.25, 1, 2, 3, 4, 5, 7.5, 10
<b>Weight (net)</b>	56 kg/123.2 lb
<b>Cabinet</b>	Premium grade Baltic birch plywood
<b>Side panels</b>	Die cast aluminum
<b>Front</b>	Coated steel grill Acoustically neutral 3D fabric
<b>Rigging components</b>	High grade steel with anti-corrosion coating
<b>Finish</b>	Dark grey brown Pantone® 426 C



Front



Side



Top

<sup>1</sup>- Peak level at 1 m under free field conditions using pink noise with crest factor 4 (preset specified in brackets).